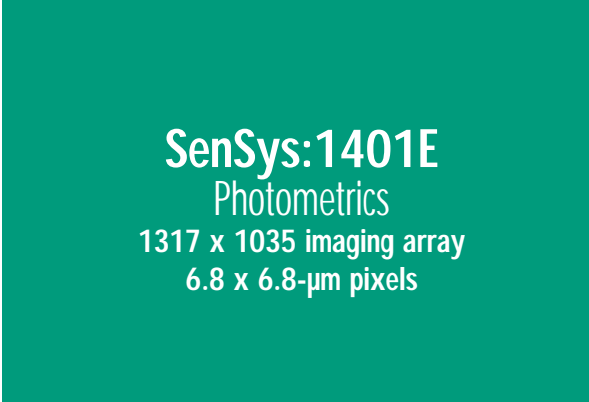




D A T A S H E E T

M
E
T
R
S
Y
S
T
E
M
S



The SenSys:1401E is a high-resolution digital camera system designed for low-light scientific and industrial applications. This cooled CCD camera system provides 12-bit digitization. The fine pitch of the pixels, 6.8 x 6.8 microns, is ideally matched to the resolution of optical microscopes. Megapixel resolution and small pixels allow imaging of very fine detail, yet the pixels can be easily binned to improve sensitivity. The CCD uses indium tin oxide (ITO) technology to raise quantum efficiency, particularly in the blue/green.

F E A T U R E S

B E N E F I T S

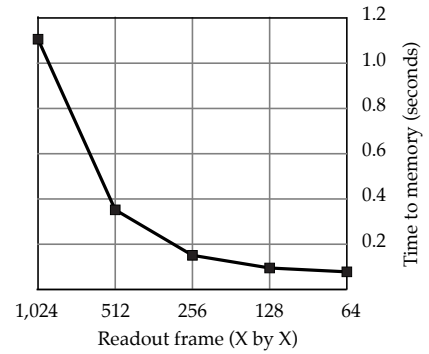
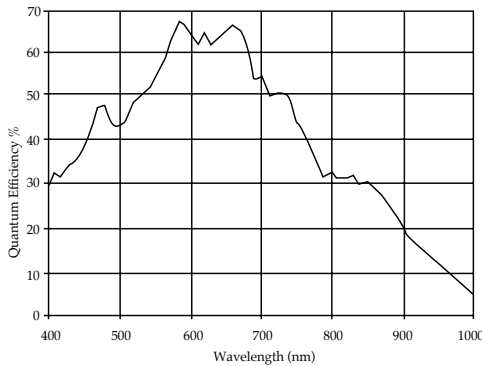
1317 x 1035 imaging array 6.8 x 6.8-µm pixels	Resolves fine detail Ideally matched to optical microscope
Scientific-grade CCD	Few defects and hot pixels
Single-window imaging path	Minimizes reflections and distortion
ITO transparent gates	Higher QE performance throughout visible spectrum
Three detection modes	Optimized for high sensitivity, high dynamic range, and high SNR
Flexible binning and readout	Increases light sensitivity while increasing the frame rate
12-bit digitization	Quantifies both bright and dim signals in the same image
Thermoelectric cooling	Long integration times for higher sensitivity
C-mount or F-mount with shutter	Selectable for the best optical path Easily attaches to standard lenses or optical equipment
Compact camera head	Easily fits your instrument
PCI, ISA, or SCSI interface	Works with PC, Macintosh, Linux®, Sun™ or SGI®
Detailed calibration report	Proven performance characteristics





D A T A S H E E T

M E T R I C S S E R I E S



To calculate total frame read time, add exposure time and shutter open and close delays to "time to memory."

S P E C I F I C A T I O N S

CCD image sensor	Kodak KAF1401E; scientific grade; MPP; Metachrome® II UV enhancement (optional)
CCD format	1317 x 1035 imaging pixels plus 26/5 serial pre/postscan pixels; 1/1 parallel pre/postscan rows; 6.8 x 6.8-µm pixels; 100% fill factor; 9.0 x 7.0-mm imaging area (optically centered)
Grades	Grade 1: ≤5 point defects, 0 cluster defects, 0 column defects; Grade 2: ≤10 point defects, ≤4 cluster defects, ≤2 column defects; Grade 3: ≤20 point defects, ≤8 cluster defects, ≤4 column defects
User gains	Three detection modes or gains; user selectable; high sensitivity, high dynamic range, high SNR
Linear full well	80,000 e ⁻ @ 0.5x; 40,000 e ⁻ @ 1x; 10,000 e ⁻ @ 4x
Read noise	20 e ⁻ rms @ 0.5x; 17 e ⁻ rms @ 1x; 12 e ⁻ rms @ 4x
Nonlinearity	≤0.5%
Sensitivity	50 microLux for 30-second exposure
Readout bits/speed	12 bits @ 1 MHz
Parallel shift rate	10.4 µsec/row
Serial discard rate	0.1 µsec/pixel
Frame readout	1.39 seconds for full frame
Dark current	1.0 e ⁻ /p/s with passive-air cooling (+10°C)
Operating environment	0 to 40°C ambient, 0 to 70% relative humidity

Note: Specifications are typical and subject to change.